



**Rockingham**  
COMMUNITY COLLEGE

## ***2019 COMPLETIONS REPORT***



***Prepared By  
The Office of Technology and Institutional Effectiveness***

***September 17, 2019***

## 2018-2019 Completion Facts

There were 350 degrees, certificates, and diplomas awarded this year. Associate degrees made up 66% of the awards, with certificates and diplomas making up 24% and 10%, respectively.

Rockingham County residents comprised 74% of our graduates, of those, 32% were from Reidsville, 23% from Eden, and 11% from Madison.

The average age of our graduates was 26.2, with a median of 22 and a mode of 20. For reference, the average age of an enrolled student in the fall was 22.5. Four graduates were over the age of 65, while the majority of graduates fall between the ages of 18 and 24 (211 or 60%)

Females made up 59% of our graduates and 64% of our enrollment. Males made up 41% of our graduates and 36% of our enrollment. Females are seeking Associate Degrees at double the rate of males, and males are seeking Certificates at double the rate of females.

White students made up 76% of our graduates and 67% of our enrollment. Black/African American students made up 13% of our graduates and 16% of our enrollment. Hispanic/Latino students made up 5% of our graduates and 10% of our enrollment.

Early Childhood Education had much higher completion numbers than last year and seems to be returning to the upward trend observed in previous years.

Business Administration continues to do very well with the same number of graduates as last year even though there were fewer overall completers this year.

Respiratory Therapy and the ADN program continue to grow, showing increases in graduates from last year and the 2014-15 year.

Criminal Justice graduates increased by 3 which is a 40% improvement from last year.

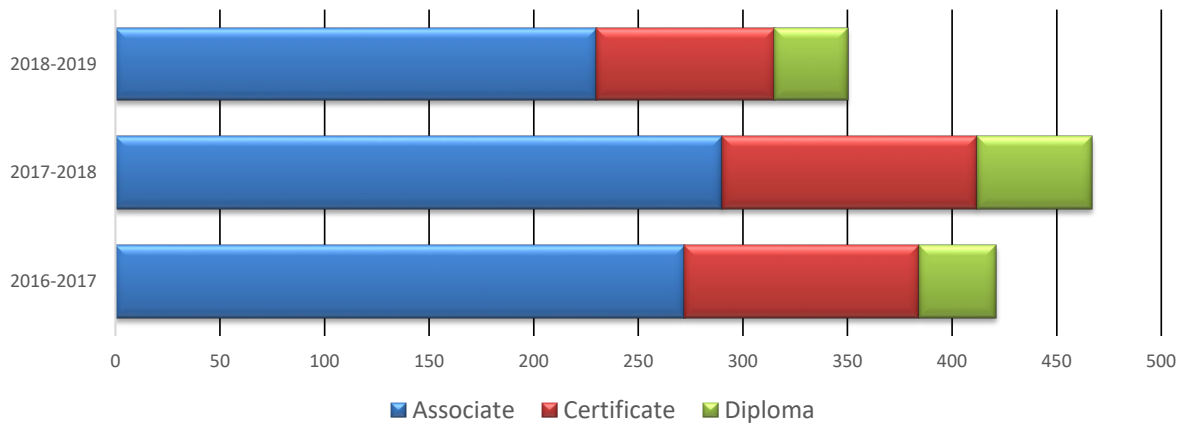
The Cosmetology associate and certificate programs continue to increase and are at their highest overall total number of graduates in the last 5 years.

The Welding Technology program graduates increased by 4 (33.3%) reaching an all-time high of 16.

The ECHS graduation numbers are down this year based on more students in this particular class graduating in 4 years instead of 5.

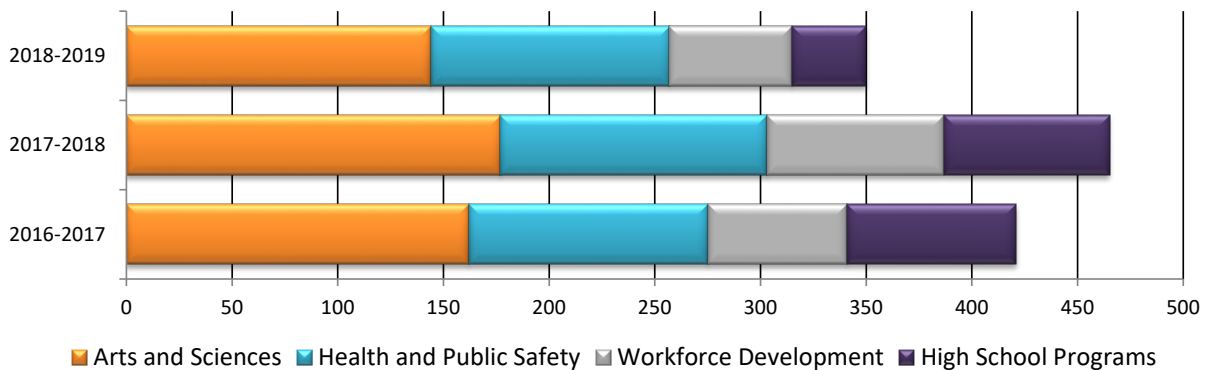
### COMPLETIONS BY DEGREE ACADEMIC YEARS 2014-15 THROUGH 2018-2019

	2014-2015	2015-2016	2016-2017	2017-2018	2018-2019	% Change	
						17/18-18/19	14/15-18/19
<b>Completions (Unduplicated Headcount)</b>	<b>371</b>	<b>367</b>	<b>369</b>	<b>385</b>	<b>317</b>	<b>-18%</b>	<b>-15%</b>
<b>Completions (Duplicated Headcount)</b>	<b>407</b>	<b>416</b>	<b>421</b>	<b>467</b>	<b>350</b>	<b>-25%</b>	<b>-14%</b>
Associate	214	266	272	290	230	-21%	7%
Certificate	128	106	112	122	85	-30%	-34%
Diploma	65	44	37	55	35	-36%	-46%



### COMPLETIONS BY DIVISION ACADEMIC YEARS 2014-15 THROUGH 2018-2019

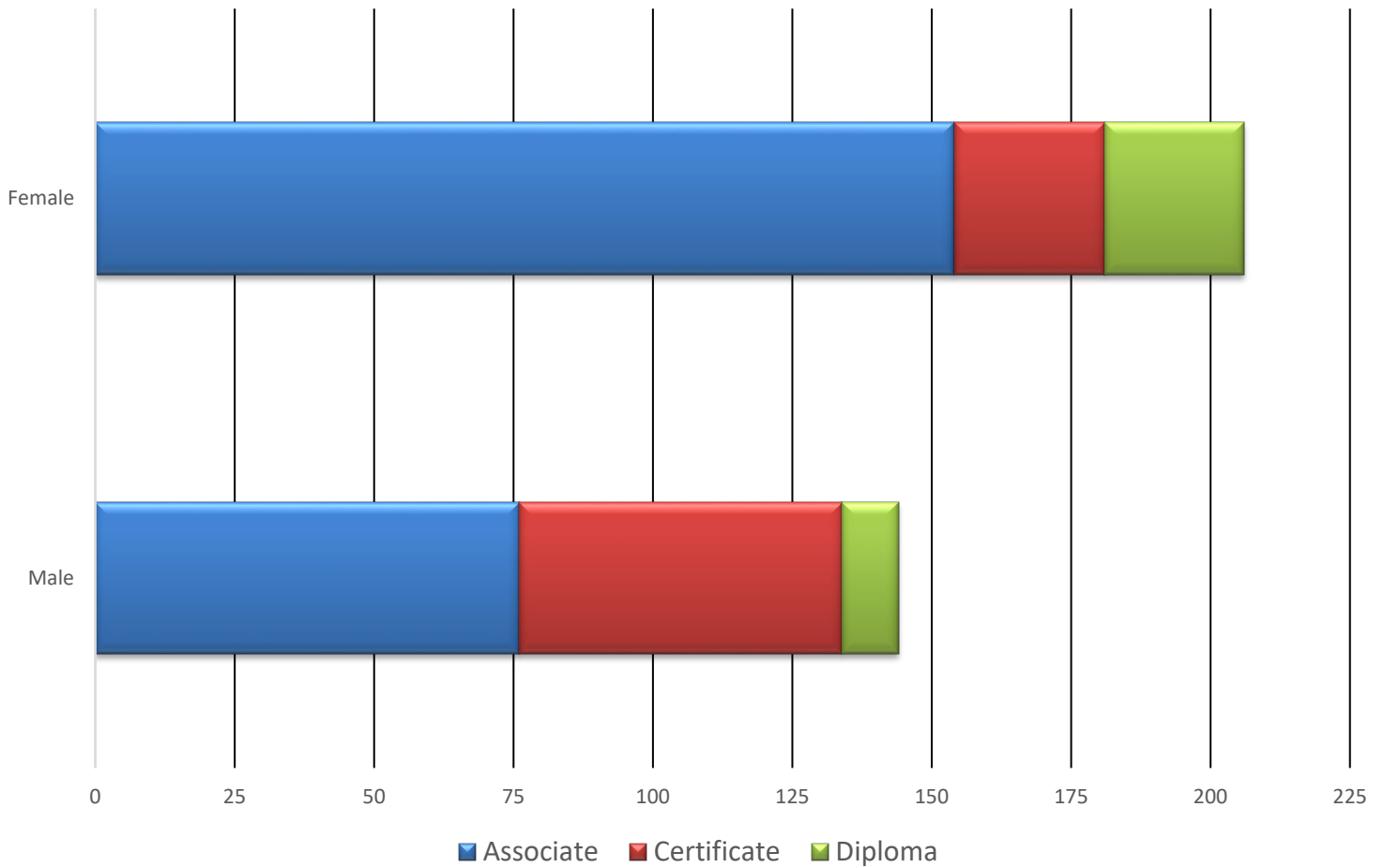
	2014-2015	2015-2016	2016-2017	2017-2018	2018-2019	% Change	
						17/18-18/19	14/15-18/19
<b>Completions (Duplicated Headcount)</b>	<b>407</b>	<b>416</b>	<b>421</b>	<b>465</b>	<b>350</b>	<b>-25%</b>	<b>-14%</b>
Arts and Sciences	151	159	162	177	144	-19%	-5%
Health and Public Safety	134	106	113	126	113	-10%	-16%
Workforce Development	96	92	66	84	58	-31%	-40%
High School Programs	26	59	80	78	35	-55%	35%



**COMPLETIONS BY DEGREE**  
**Fall 2018 - Summer 2019**

Gender	Associate	Certificate	Diploma
Male	76	58	10
Female	154	27	25

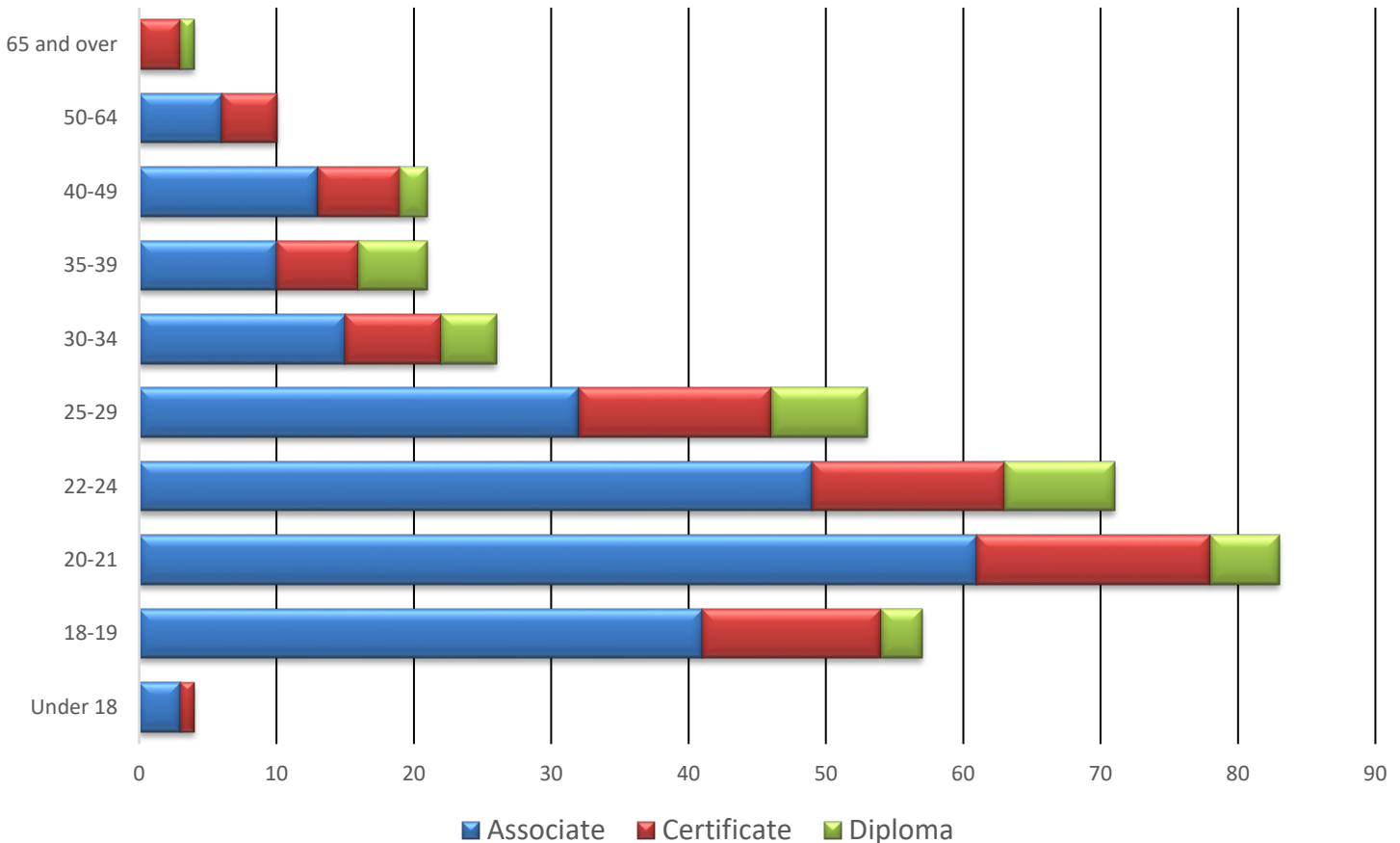
**Gender**



**COMPLETIONS BY DEGREE**  
**Fall 2018 - Summer 2019**

Age	Associate	Certificate	Diploma
Under 18	3	1	0
18-19	41	13	3
20-21	61	17	5
22-24	49	14	8
25-29	32	14	7
30-34	15	7	4
35-39	10	6	5
40-49	13	6	2
50-64	6	4	0
65 and over	0	3	1

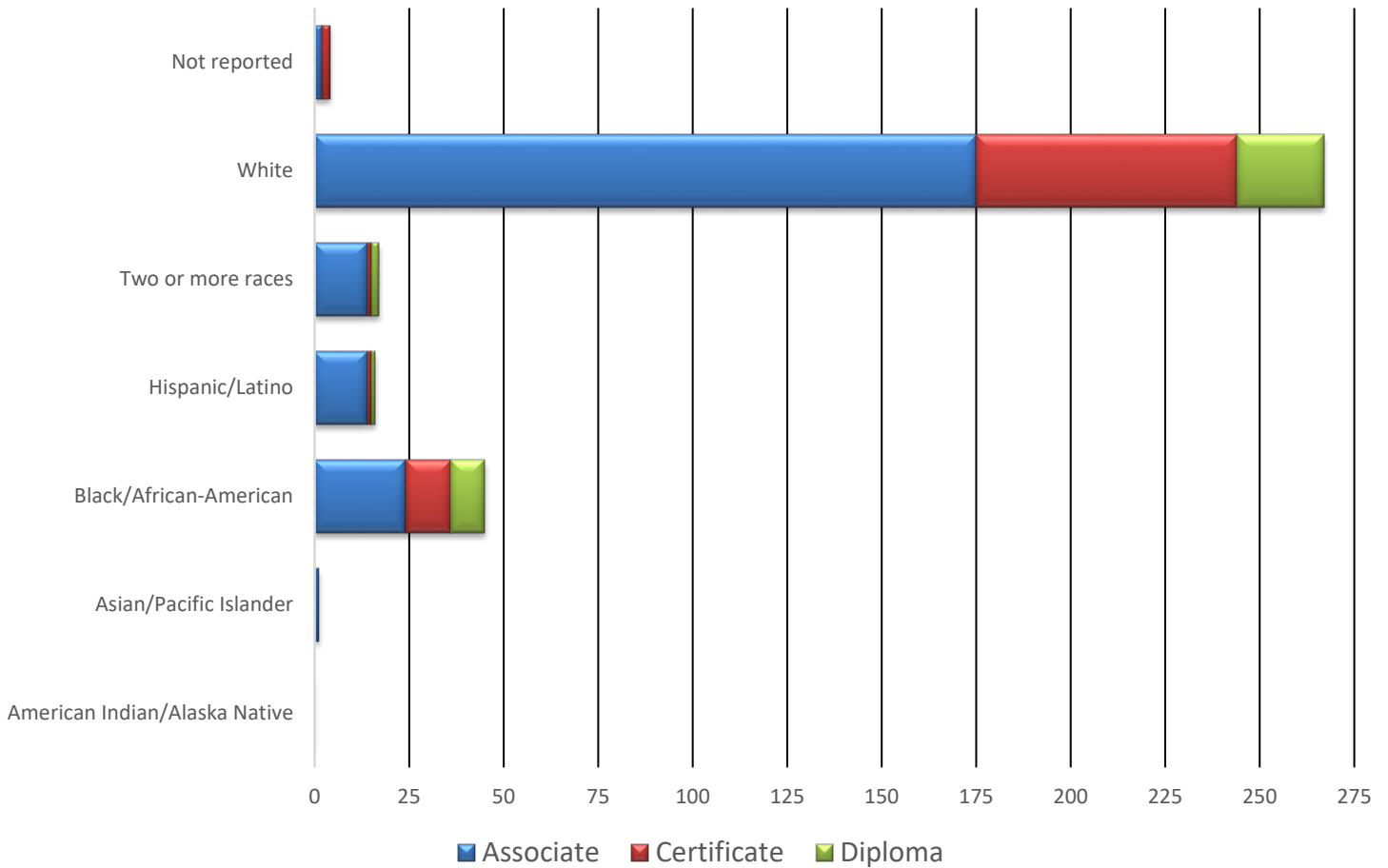
Age



**COMPLETIONS BY DEGREE**  
**Fall 2018 - Summer 2019**

Race/Ethnicity	Associate	Certificate	Diploma
American Indian/Alaska Native	0	0	0
Asian/Pacific Islander	1	0	0
Black/African-American	24	12	9
Hispanic/Latino	14	1	1
Two or more races	14	1	2
White	175	69	23
Not reported	2	2	0

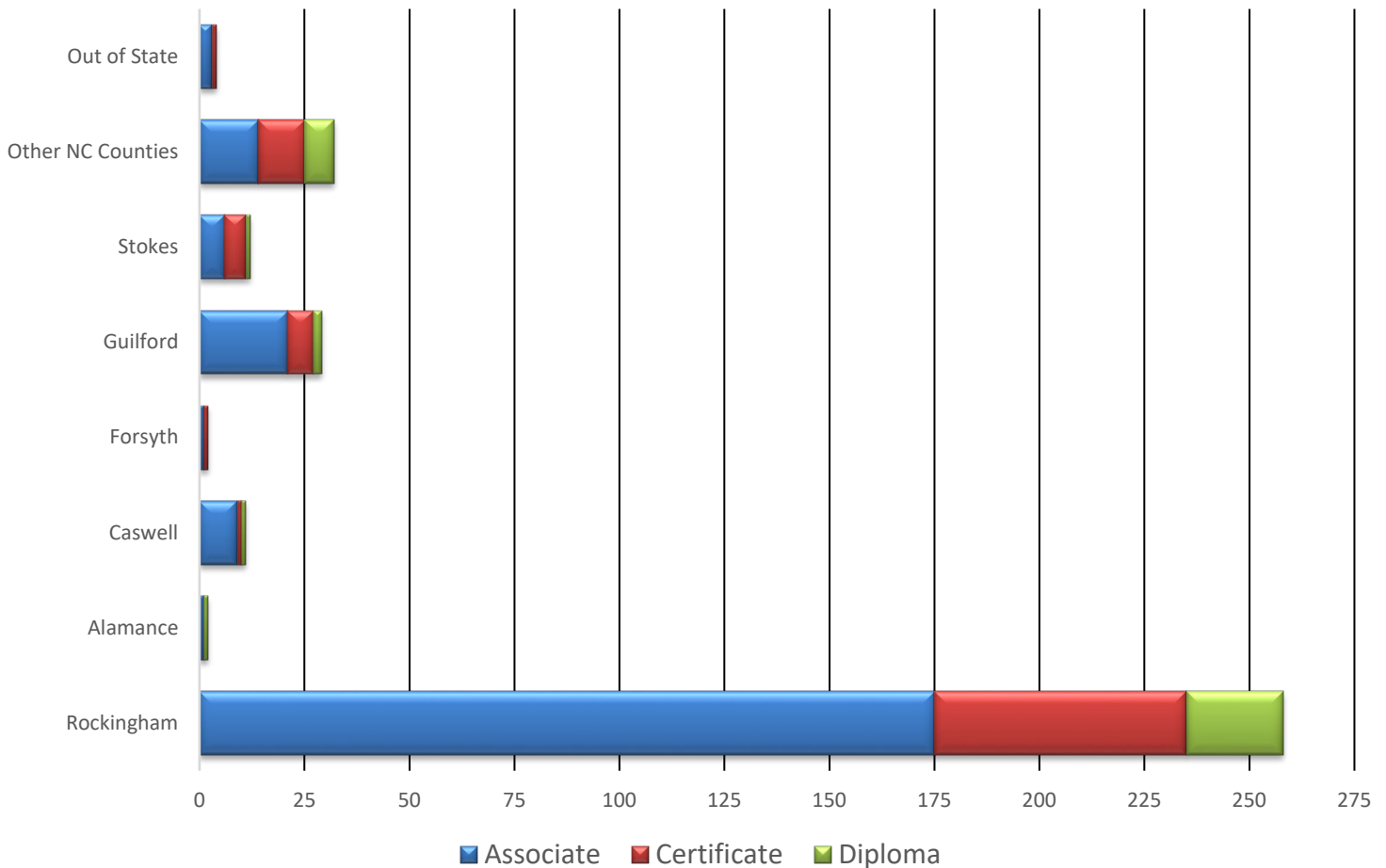
**Race/Ethnicity**



**COMPLETIONS BY DEGREE**  
**Fall 2018 - Summer 2019**

County	Associate	Certificate	Diploma
Rockingham	175	60	23
Alamance	1	0	1
Caswell	9	1	1
Forsyth	1	1	0
Guilford	21	6	2
Stokes	6	5	1
Other NC Counties	14	11	7
Out of State	3	1	0

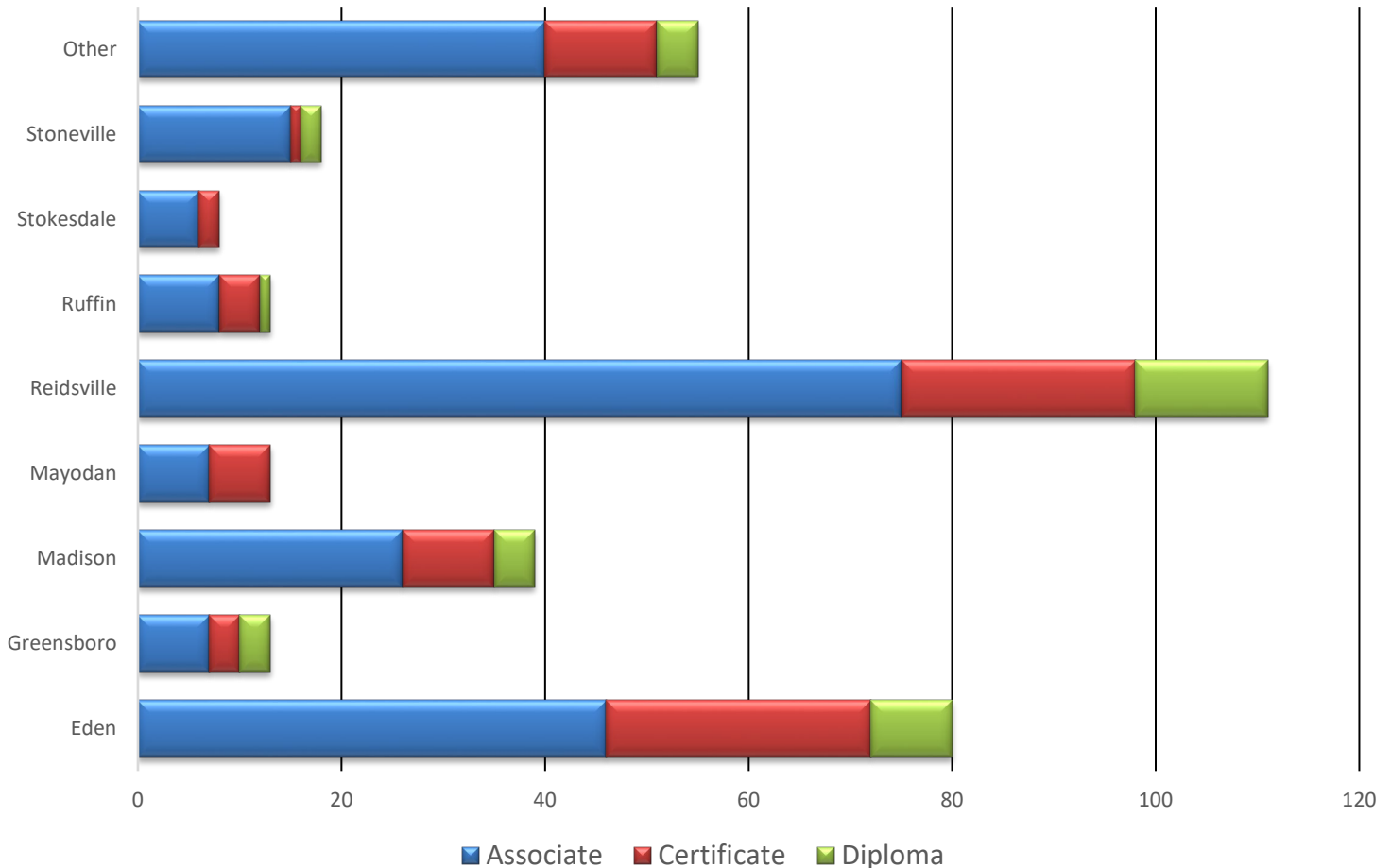
**County**



**COMPLETIONS BY DEGREE**  
**Fall 2018 - Summer 2019**

Region	Associate	Certificate	Diploma
Eden	46	26	8
Greensboro	7	3	3
Madison	26	9	4
Mayodan	7	6	0
Reidsville	75	23	13
Ruffin	8	4	1
Stokesdale	6	2	0
Stoneville	15	1	2
Other	40	11	4

Region





**COMPLETIONS BY DEGREE**  
**ACADEMIC YEARS 2014-2015 THROUGH 2018-2019**

						% Change		
		2014-15	2015-16	2016-17	2017-18	2018-19	17/18-18/19	14/15-18/19
<b>Arts and Sciences</b>		<b>151</b>	<b>159</b>	<b>162</b>	<b>177</b>	<b>144</b>	<b>-19%</b>	<b>-5%</b>
<b>College Transfer</b>		<b>93</b>	<b>103</b>	<b>89</b>	<b>111</b>	<b>80</b>	<b>-27.9%</b>	<b>-14.0%</b>
Associate in Arts		64	74	64	69	51	-26.1%	-20.3%
Associate in Arts	A10100	64	74	64	69	51	-26.1%	-20.3%
Associate in Science		<b>21</b>	<b>19</b>	<b>23</b>	<b>36</b>	<b>25</b>	<b>-30.6%</b>	<b>19.0%</b>
Associate in Science	A10400	20	19	23	36	25	-30.6%	25.0%
General Education Core - Diploma in Science		1	--	--	--	--	0.0%	0.0%
Associate in Fine Arts in Visual Arts		8	10	2	6	4	-33.3%	-50.0%
Associate in Fine Arts <i>(A10200 merged into A10600 in 17-18)</i>	A10600	8	10	2	6	4	-33.3%	-50.0%
<b>Humanities and Social Sciences</b>		<b>5</b>	<b>7</b>	<b>14</b>	<b>6</b>	<b>14</b>	<b>133.3%</b>	<b>180.0%</b>
Early Childhood Education		<b>5</b>	<b>7</b>	<b>13</b>	<b>6</b>	<b>14</b>	<b>133.3%</b>	<b>180.0%</b>
Early Childhood Education	A55220	5	7	13	5	10	100.0%	100.0%
Early Childhood Education	D55220	0	0	0	0	1	0.0%	0.0%
Early Childhood Education	C55220E	0	0	0	1	3	200.0%	0.0%
Early Childhood Education - Career Track <i>(new 18-19)</i>	A55220C	--	--	--	--	0	0.0%	0.0%
Early Childhood Education - Transfer Non-Licensure Track <i>(new 18-19)</i>	A55220N	--	--	--	--	0	0.0%	0.0%
Early Childhood Education - Transfer Licensure Track <i>(new 18-19)</i>	A55220T	--	--	--	--	0	0.0%	0.0%
Early Childhood Lead Teacher/Instructor <i>(new 16-17)</i>	C255220DA	--	--	0	0	0	0.0%	0.0%
Infant/Toddler Care <i>(new 16-17)</i>	C55220IT	--	--	0	0	0	0.0%	0.0%
Infant-Toddler Care		<b>0</b>	<b>0</b>	<b>1</b>	<b>0</b>	<b>0</b>	<b>0.0%</b>	<b>0.0%</b>
Infant-Toddler Care	C55290	0	0	1	0	0	0.0%	0.0%

## COMPLETIONS BY DEGREE

### ACADEMIC YEARS 2014-2015 THROUGH 2018-2019

						% Change		
		2014-15	2015-16	2016-17	2017-18	2018-19	17/18-18/19	14/15-18/19
<b>Arts and Sciences (continued)</b>								
<b>Business Technologies</b>		53	49	59	60	50	-16.7%	-5.7%
<b>Accounting</b>		2	2	9	9	8	-11.1%	300.0%
Accounting and Finance <i>(A25100 merged into A25800 in 18-19)</i>	A25800	2	2	6	8	7	-12.5%	250.0%
Managerial/Small Business Accounting	C25100E	0	0	3	1	1	0.0%	0.0%
<b>Business Administration</b>		7	6	10	12	13	8.3%	85.7%
Business Administration	A25120	6	6	8	12	12	0.0%	100.0%
Entrepreneurship for Creative Minds <i>(term. 14-15)</i>	C25120CM	1	--	--	--	--	0.0%	0.0%
Management Applications & Principles	C25120M	0	0	2	0	1	0.0%	0.0%
<b>Information Technology</b>		12	12	11	12	7	-41.7%	-41.7%
Computer Information Technology	A25260	6	5	11	5	0	-100.0%	-100.0%
Small Business IT and Networking	C25260B	1	3	0	1	1	0.0%	0.0%
Computer Application <i>(term. 06-07)</i>	C25260C	1	--	--	--	--	0.0%	0.0%
Computer Information Technology	C25260I	2	2	0	1	1	0.0%	-50.0%
Web Database Programming	C25260M	0	0	0	0	0	0.0%	0.0%
Web Development	C25260W	1	2	0	1	0	-100.0%	-100.0%
Information Technology <i>(new 16-17)</i>	A25590I	--	--	0	4	5	25.0%	0.0%
Networking Technology <i>(term. 09-10)</i>	C25340	1	--	--	--	--	0.0%	0.0%
<b>Office Administration</b>		10	13	14	7	3	-57.1%	-70.0%
Office Administration	A25370	3	2	4	2	3	50.0%	0.0%
Word Processing	C25370	0	2	2	0	0	0.0%	0.0%
Office Administration: Administrative Asst. <i>(new 17-18)</i>	C25370A	--	--	--	2	0	-100.0%	0.0%
Business Office	C25370B	1	1	3	0	0	0.0%	-100.0%
Office Administration: Advanced Office Software	C2370D	0	0	0	1	0	-100.0%	0.0%
Receptionist	C25370R	5	4	3	1	0	-100.0%	-100.0%
Office Specialist	C25370S	1	4	2	0	0	0.0%	-100.0%
Office Administration <i>(new 17-18)</i>	D25370	--	--	--	1	0	-100.0%	0.0%
<b>Medical Office Administration</b>		22	16	15	20	19	-5.0%	-13.6%
Medical Office Administration	A25310	13	11	9	4	3	-25.0%	-76.9%
Medical Office Administration Coding	A25310X	0	0	1	5	6	20.0%	0.0%
Medical Office Billing & Coding	C25310B	9	4	2	7	4	-42.9%	-55.6%
Medical Office Administration Coding <i>(new 15-16)</i>	C25310X	--	1	3	4	0	-100.0%	0.0%
Medical Billing and Coding <i>(new 17-18)</i>	A25310C	--	--	--	0	2	0.0%	0.0%
Patient Services Representative <i>(new 17-18)</i>	A25310P	--	--	--	0	1	0.0%	0.0%
Medical Office Patient Service Representative <i>(new 17-18)</i>	C25310A	--	--	--	0	2	0.0%	0.0%
Medical Office Administration Diploma <i>(new 17-18)</i>	D25310A	--	--	--	0	1	0.0%	0.0%

## COMPLETIONS BY DEGREE

### ACADEMIC YEARS 2014-2015 THROUGH 2018-2019

	2014-15	2015-16	2016-17	2017-18	2018-19	% Change	
						17/18-18/19	14/15-18/19
<b>Health and Public Safety</b>	<b>134</b>	<b>106</b>	<b>113</b>	<b>126</b>	<b>113</b>	<b>-10.3%</b>	<b>-15.7%</b>
<b>Allied Health</b>	<b>38</b>	<b>38</b>	<b>41</b>	<b>41</b>	<b>29</b>	<b>-29.3%</b>	<b>-23.7%</b>
<b>Phlebotomy</b>	<b>11</b>	<b>10</b>	<b>16</b>	<b>14</b>	<b>0</b>	<b>-100.0%</b>	<b>-100.0%</b>
Phlebotomy C45600	11	10	16	14	0	-100.0%	-100.0%
<b>Respiratory Therapy</b>	<b>10</b>	<b>17</b>	<b>9</b>	<b>11</b>	<b>13</b>	<b>18.2%</b>	<b>30.0%</b>
Respiratory Therapy A45720	10	17	9	11	13	18.2%	30.0%
Prehealth Respiratory Therapy (new 17-18) A10300RT	--	--	--	0	0	0.0%	0.0%
<b>Surgical Technology</b>	<b>17</b>	<b>11</b>	<b>16</b>	<b>16</b>	<b>16</b>	<b>0.0%</b>	<b>-5.9%</b>
Surgical Technology (new 16-17) A45740	--	--	--	1	6	500.0%	0.0%
Surgical Technology D45740	17	11	16	15	10	-33.3%	-41.2%
Prehealth Surgical Technology (new 17-18) A10300ST	--	--	--	0	0	0.0%	0.0%
<b>Nursing</b>	<b>37</b>	<b>21</b>	<b>28</b>	<b>39</b>	<b>39</b>	<b>0.0%</b>	<b>5.4%</b>
<b>Associate Degree Nursing</b>	<b>10</b>	<b>10</b>	<b>15</b>	<b>20</b>	<b>26</b>	<b>30.0%</b>	<b>160.0%</b>
Associate Degree Nursing A45110	10	10	15	12	16	33.3%	60.0%
Associate Degree Nursing LPN to ADN (new 17-18) A45110L	--	--	--	8	10	25.0%	0.0%
Associates in General Education in Nursing (new 17-18) A1030N	--	--	--	0	0	0.0%	0.0%
<b>Practical Nursing</b>	<b>27</b>	<b>11</b>	<b>13</b>	<b>19</b>	<b>13</b>	<b>-31.6%</b>	<b>-51.9%</b>
Practical Nursing D45660	27	11	13	19	13	-31.6%	-51.9%
<b>Cosmetology</b>	<b>8</b>	<b>15</b>	<b>9</b>	<b>13</b>	<b>14</b>	<b>7.7%</b>	<b>75.0%</b>
<b>Cosmetology</b>	<b>8</b>	<b>15</b>	<b>9</b>	<b>13</b>	<b>14</b>	<b>7.7%</b>	<b>75.0%</b>
Cosmetology A55140	0	4	5	4	6	50.0%	0.0%
Cosmetology D55140	2	4	0	3	1	-66.7%	-50.0%
Cosmetology C55140	6	7	4	6	7	16.7%	16.7%
<b>Public Safety</b>	<b>51</b>	<b>32</b>	<b>35</b>	<b>33</b>	<b>31</b>	<b>-6.1%</b>	<b>-39.2%</b>
<b>Basic Law Enforcement</b>	<b>32</b>	<b>20</b>	<b>25</b>	<b>26</b>	<b>20</b>	<b>-23.1%</b>	<b>-37.5%</b>
Basic Law Enforcement C55120	32	20	25	26	20	-23.1%	-37.5%
<b>Criminal Justice Technology</b>	<b>19</b>	<b>12</b>	<b>8</b>	<b>7</b>	<b>10</b>	<b>42.9%</b>	<b>-47.4%</b>
Criminal Justice Technology A55180	16	12	7	7	10	42.9%	-37.5%
Criminal Justice Human Services (term. 19-20) C55180H	0	0	0	0	0	0.0%	0.0%
Criminal Justice Management (term. 19-20) C55180M	1	0	1	0	0	0.0%	-100.0%
Criminal Justice Financial Crime (term. 16-17) C5518BF	2	0	--	--	--	0.0%	0.0%
<b>Fire Protection</b>	<b>0</b>	<b>0</b>	<b>2</b>	<b>--</b>	<b>1</b>	<b>0.0%</b>	<b>0.0%</b>
Fire Protection (term. 16-17) A55240	0	0	2	--	1	0.0%	0.0%

## COMPLETIONS BY DEGREE

### ACADEMIC YEARS 2014-2015 THROUGH 2018-2019

						% Change		
		2014-15	2015-16	2016-17	2017-18	2018-19	17/18-18/19	14/15-18/19
<b>Workforce Development</b>		<b>96</b>	<b>92</b>	<b>66</b>	<b>84</b>	<b>58</b>	<b>-31.0%</b>	<b>-39.6%</b>
<b>General Occupational Technology</b>		<b>3</b>	<b>10</b>	<b>4</b>	<b>2</b>	<b>2</b>	<b>0.0%</b>	<b>-33.3%</b>
General Occupational Technology		3	10	4	2	2	0.0%	-33.3%
General Occupational Technology	A55280	3	10	4	2	2	0.0%	-33.3%
<b>Applied Technologies</b>		<b>38</b>	<b>34</b>	<b>30</b>	<b>25</b>	<b>28</b>	<b>12.0%</b>	<b>-26.3%</b>
<b>Air Conditioning, Heating &amp; Refrigeration Technology</b>		<b>5</b>	<b>9</b>	<b>8</b>	<b>8</b>	<b>7</b>	<b>-12.5%</b>	<b>40.0%</b>
Air Conditioning, Heating & Refrigeration	D35100	4	4	5	6	6	0.0%	50.0%
Air conditioning, Heating & Refrigeration	C35100A	1	5	3	2	1	-50.0%	0.0%
<b>Computer Integrated Machining</b>		<b>19</b>	<b>17</b>	<b>13</b>	<b>5</b>	<b>5</b>	<b>0.0%</b>	<b>-73.7%</b>
Computer Integrated Machining	A50210	8	15	11	5	3	-40.0%	-62.5%
Computer Integrated Machining	D50210	2	2	1	0	1	0.0%	-50.0%
Computer Integrated Machining	C50210C	9	0	1	0	1	0.0%	-88.9%
<b>Welding Technology</b>		<b>14</b>	<b>8</b>	<b>9</b>	<b>12</b>	<b>16</b>	<b>33.3%</b>	<b>14.3%</b>
Welding Technology	C50420	14	8	9	9	14	55.6%	0.0%
Welding Technology (new 17-18)	D50420	--	--	--	3	2	-33.3%	0.0%
<b>Industrial Technologies</b>		<b>33</b>	<b>29</b>	<b>17</b>	<b>41</b>	<b>21</b>	<b>-48.8%</b>	<b>-36.4%</b>
<b>Electrical Systems Technology</b>		<b>15</b>	<b>9</b>	<b>16</b>	<b>32</b>	<b>21</b>	<b>-34.4%</b>	<b>40.0%</b>
Electrical/Electronics Technology (term. 12-13)	A35220	4	5	2	--	--	0.0%	0.0%
Electrical Systems Technology	A35130	0	2	1	6	3	-50.0%	0.0%
Electrical/Electronics Technology (term. 12-13)	D35220	1	--	--	--	--	0.0%	0.0%
Electrical/Electronics Technology	D35130	0	0	1	1	0	-100.0%	0.0%
Industrial Automation (term. 11-12)	C35220A	2	--	--	--	--	0.0%	0.0%
Automation Systems (term. 13-14)	C35220AS	1	--	--	--	--	0.0%	0.0%
Automation Systems (term. 16-17)	C35130AS	1	2	2	--	--	0.0%	0.0%
Electrial Systems Technology (new 16-17)	C35130M	--	--	--	5	5	0.0%	0.0%
Electrical Systems Technology	C35130MP	0	0	1	0	0	0.0%	0.0%
Electrical Sytems Tech. Programmable Logic Controllers	C35130PL	0	0	3	6	4	-33.3%	0.0%
Residential, Commercial & Industrial Wiring (term. 12-13)	C35220R	3	--	--	--	--	0.0%	0.0%
Residential, Commercial & Industrial Wiring	C35130R	2	0	1	2	0	-100.0%	-100.0%
Electrical Systems Technology Robotics	C35130RB	0	0	4	5	4	-20.0%	0.0%
Electrical Systems Tech. Industrial Wiring (new 16-17)	C35130W	--	--	--	5	4	-20.0%	0.0%
Trouble Shooting (new 17-18)	C50240T	--	--	--	0	1	0.0%	0.0%
Sustainable Technologies (term. 15-16)	C35130S	1	0	1	2	--	0.0%	0.0%
<b>Industrial Systems Technology</b>		<b>18</b>	<b>20</b>	<b>1</b>	<b>9</b>	<b>0</b>	<b>-100.0%</b>	<b>-100.0%</b>
Industrial Systems Technology	D50240	11	12	1	6	0	-100.0%	-100.0%
Facility Maintenance	C50240A	2	5	0	0	0	0.0%	-100.0%
Industrial Maintenance	C50240B	4	3	0	0	0	0.0%	-100.0%
Industrial Systems Technology (new 16-17)	C50340T	--	--	0	3	0	-100.0%	0.0%
Welding (term. 11-12)	C50240W	1	--	--	--	--	0.0%	0.0%
<b>Manufacturing Technology</b>		<b>0</b>	<b>0</b>	<b>0</b>	<b>0</b>	<b>0</b>	<b>0.0%</b>	<b>0.0%</b>
Manufacturing Technology (new 18-19)	A50320	--	--	--	--	0	0.0%	0.0%
Manufacturing Technology (new 18-19)	C50320MP	--	--	--	--	0	0.0%	0.0%

## COMPLETIONS BY DEGREE

### ACADEMIC YEARS 2014-2015 THROUGH 2018-2019

		2014-15	2015-16	2016-17-	2017-18	2018-19	% Change	
							17/18-18/19	14/15-18/19
<b>Workforce Development (continued)</b>								
<b>Electronics Engineering Technology</b>		<b>8</b>	<b>14</b>	<b>5</b>	<b>11</b>	<b>2</b>	<b>-81.8%</b>	<b>-75.0%</b>
Electronics Engineering Technology (term 19-20)	A40200	6	12	4	4	2	-50.0%	-66.7%
Electronics Engineering Technology (term. 18-19)	D40200	0	0	0	1	0	-100.0%	0.0%
Basic Electronics (term. 18-19)	C40200	2	1	0	2	0	-100.0%	-100.0%
Electronics Engineering Technology Fundamentals (term. 18-19)	C40200EP	--	0	1	2	0	-100.0%	0.0%
Industrial Electronics (term. 18-19)	C40200I	--	1	0	2	0	-100.0%	0.0%
<b>Brewing, Distillation, and Fermentation</b>		<b>11</b>	<b>2</b>	<b>8</b>	<b>5</b>	<b>5</b>	<b>0.0%</b>	<b>-54.5%</b>
BDF: Equipment, Packaging and Maintenance (term. 17-18)	A15250EP	0	0	4	1	0	-100.0%	0.0%
BDF: Specialty Agriculture for Fermentation (term. 17-18)	A15250SA	1	0	2	1	1	0.0%	0.0%
Craft Brewing (term. 17-18)	C15250	5	1	1	3	3	0.0%	-40.0%
BDF: Brewing Specialty Agriculture (term. 17-18)	C15250SA	5	1	1	0	1	0.0%	-80.0%
<b>Horticulture Technology</b>		<b>3</b>	<b>3</b>	<b>2</b>	<b>0</b>	<b>0</b>	<b>0.0%</b>	<b>-100.0%</b>
Horticulture Technology (term. 18-19)	A15240	3	2	2	0	--	0.0%	0.0%
Horticulture Technology (term. 17-18)	D15240	0	0	0	--	--	0.0%	0.0%
Horticultural Crop Production (term. 17-18)	C15240A	0	0	0	--	--	0.0%	0.0%
Sustainable Horticulture Production (term. 17-18)	C15240S	0	1	0	--	--	0.0%	0.0%
Landscape Technician (term. 17-18)	C15240T	0	0	0	--	--	0.0%	0.0%

**COMPLETIONS BY DEGREE**  
**ACADEMIC YEARS 2014-2015 THROUGH 2018-2019**

		2014-15	2015-16	2016-17	2017-18	2018-19	% Change	
							17/18-18/19	14/15-18/19
<b>High School Programs</b>		<b>26</b>	<b>59</b>	<b>80</b>	<b>78</b>	<b>35</b>	<b>-55.1%</b>	<b>34.6%</b>
Early College High School	A10100EC	23	31	41	42	14	-66.7%	-39.1%
Early College High School	A10400EC	3	10	22	30	14	-53.3%	366.7%
Pathway: Automation System	C35130AP	0	3	0	0	0	0.0%	0.0%
Pathway: Electrical Technology <i>(new 15-16)</i>	C35130EC	--	1	0	0	0	0.0%	0.0%
Pathway: Computer Integrated Machining <i>(new 15-16)</i>	C50210MP	--	3	2	1	0	-100.0%	0.0%
Pathway: Welding Technology	C50420WP	0	11	15	5	6	20.0%	0.0%
Pathway: Cosmetology <i>(new 15-16)</i>	C55140EC	--	0	0	0	0	0.0%	0.0%
Pathway: Criminal Justice	C55180CJP1	0	0	0	0	0	0.0%	0.0%
Pathway: CJ Technology Generalist PA	C55180GP	0	0	0	0	1	0.0%	0.0%
Pathway: Early Childhood Education	C55220EP	0	0	0	0	0	0.0%	0.0%
Pathway: Mobile App Developer <i>(new 16-17)</i>	C25590MP	--	--	0	0	0	0.0%	0.0%
Pathway: Mechatronics <i>(new 16-17)</i>	C35130MP	--	--	0	0	0	0.0%	0.0%
Pathway: Engineering Technology Fundamentals <i>(new 16-17)</i>	C40200EP	--	--	0	0	0	0.0%	0.0%
Pathway: Cosmetology <i>(new 15-16)</i>	C55140CP	--	0	0	0	0	0.0%	0.0%