



**Rockingham**  
COMMUNITY COLLEGE

## ***2020 COMPLETIONS REPORT***



***Prepared By  
The Office of Technology and Institutional Effectiveness***

***August 20, 2020***

## 2019-2020 Completion Facts

There were 449 degrees, certificates, and diplomas awarded this year. Associate degrees made up 59% of the awards, with certificates and diplomas making up 27% and 15%, respectively.

Rockingham County residents comprised 79% of our graduates, of those, 40% were from Reidsville, 28% were from Eden, 16% were from Madison, 16% were from Stoneville, and 3% were from Mayodan.

The average age of our graduates was 25.3, with a median of 22 and a mode of 20. For reference, the average age of an enrolled student in the fall was 22. One graduate was over the age of 65, while the majority of graduates fell between the ages of 18 and 24 (232 or 63%)

Females made up 57% of our graduates and 61% of our enrollment. Males made up 43% of our graduates and 39% of our enrollment. Females are seeking Associate Degrees at almost double the rate of males, and males are seeking Certificates at quadruple the rate of females.

White students made up 72% of our graduates and 66% of our enrollment. Black/African American students made up 11% of our graduates and 15% of our enrollment. Hispanic/Latino students made up 10% of our graduates and 10% of our enrollment.

Business Administration graduated 16 students this year. This is an increase of 33% over last year and 166% over five years ago.

Information Technology awarded 11 certificates in their new certificate programs. Their overall graduation numbers are up 100% over last year and 17% over five years ago.

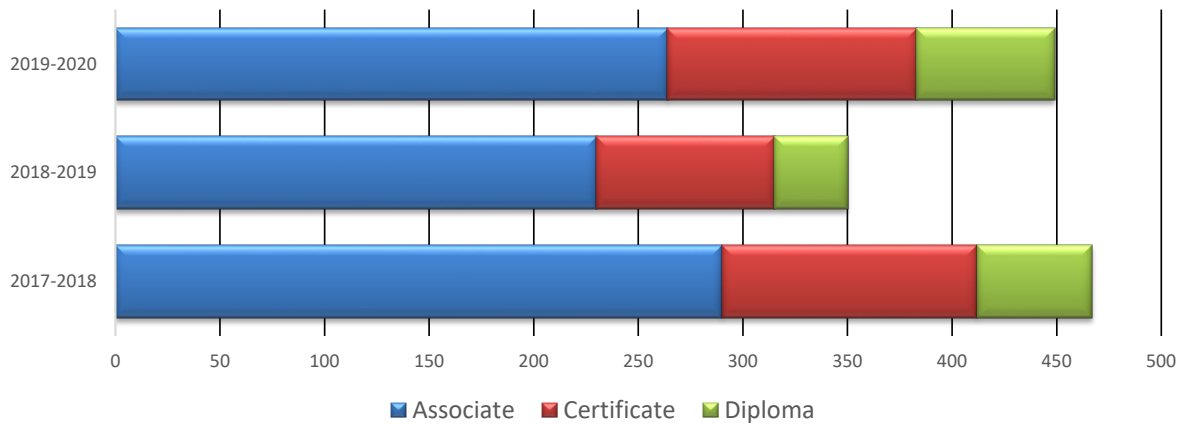
The Nursing program awarded 51 degrees and diplomas. This is an increase of 31% over last year and 140% over five years ago. Practical nursing stood out with an increase of 70% over last year and 100% over five years ago.

The HVAC program awarded 15 certificates and diplomas this year. This is an increase of 67% over last year and 150% over five years ago.

The Electrical Systems Technology Program awarded 38 degrees and certificates this year. This is an increase of 81% over last year and 322% over five years ago.

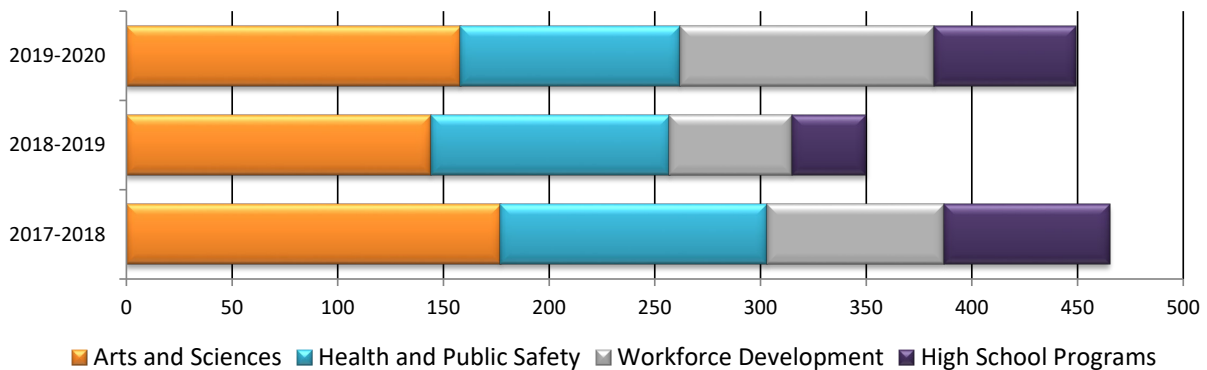
### COMPLETIONS BY DEGREE ACADEMIC YEARS 2015-16 THROUGH 2019-2020

	2015-2016	2016-2017	2017-2018	2018-2019	2019-2020	% Change	
						18/19-19/20	15/16-19/20
<b>Completions (Unduplicated Headcount)</b>	<b>367</b>	<b>369</b>	<b>385</b>	<b>317</b>	<b>368</b>	<b>16%</b>	<b>0%</b>
<b>Completions (Duplicated Headcount)</b>	<b>416</b>	<b>421</b>	<b>467</b>	<b>350</b>	<b>449</b>	<b>28%</b>	<b>8%</b>
Associate	266	272	290	230	264	15%	-1%
Certificate	106	112	122	85	119	40%	12%
Diploma	44	37	55	35	66	89%	50%



### COMPLETIONS BY DIVISION ACADEMIC YEARS 2015-16 THROUGH 2019-2020

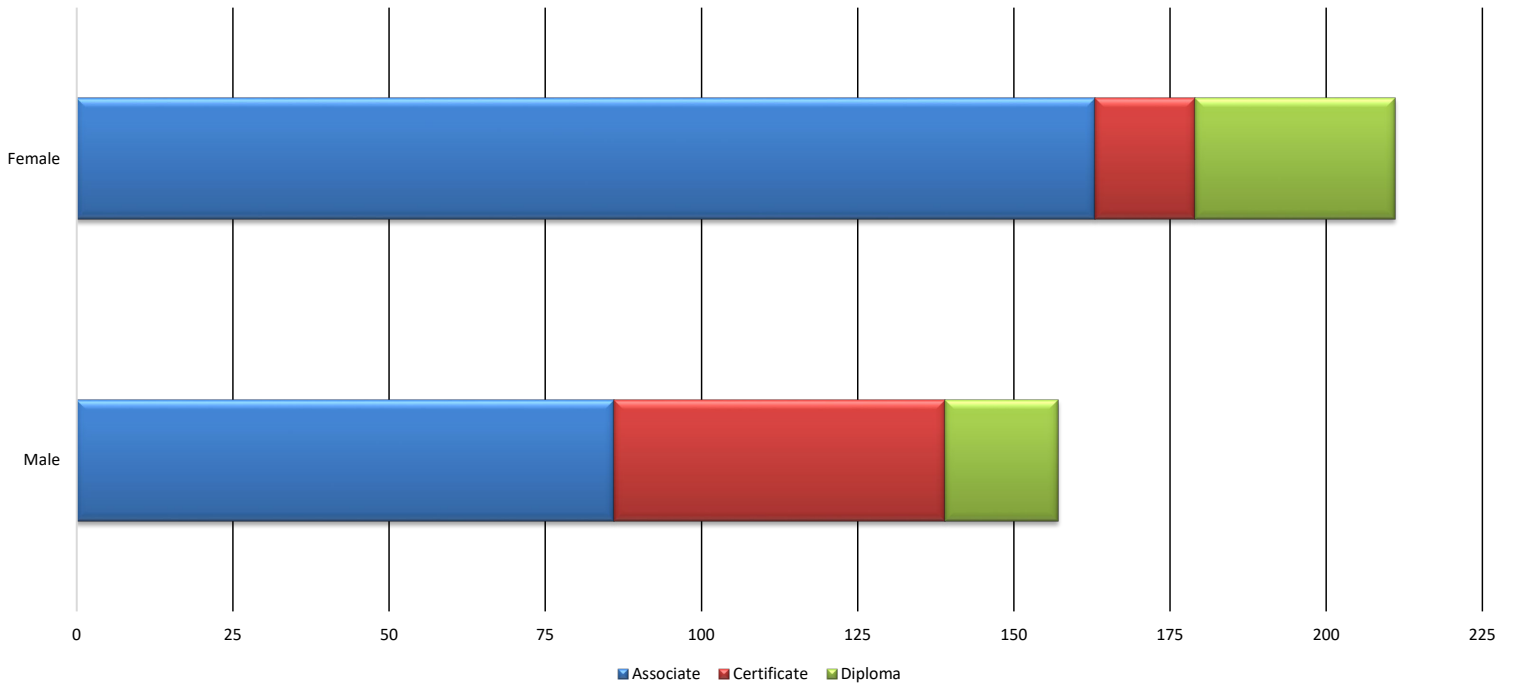
	2015-2016	2016-2017	2017-2018	2018-2019	2019-2020	% Change	
						18/19-19/20	15/16-19/20
<b>Completions (Duplicated Headcount)</b>	<b>416</b>	<b>421</b>	<b>465</b>	<b>350</b>	<b>449</b>	<b>28%</b>	<b>8%</b>
Arts and Sciences	159	162	177	144	158	10%	-1%
Health and Public Safety	106	113	126	113	104	-8%	-2%
Workforce Development	92	66	84	58	120	107%	30%
High School Programs	59	80	78	35	67	91%	14%



**COMPLETIONS BY DEGREE**  
**Fall 2019 - Summer 2020**

Gender	Associate		Certificate		Diploma	
Male	86	35%	53	77%	18	36%
Female	163	65%	16	23%	32	64%

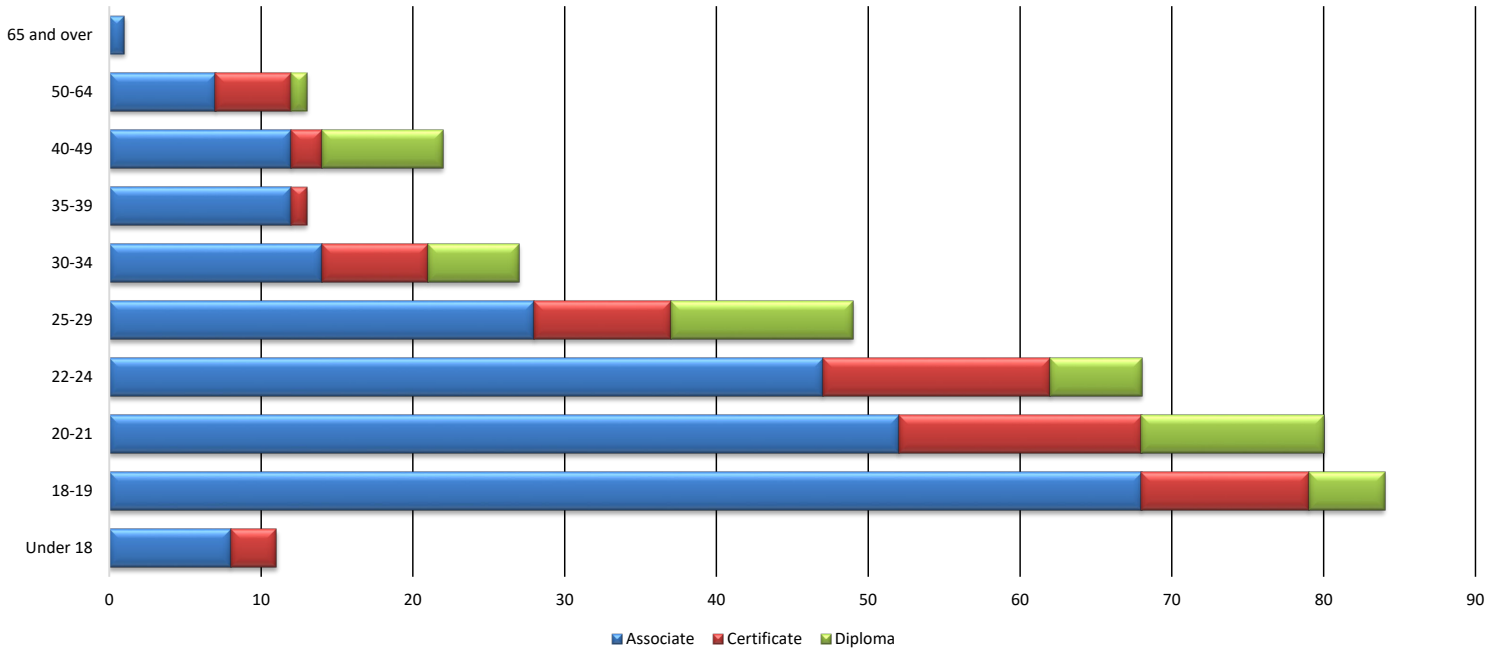
**Gender**



### COMPLETIONS BY DEGREE Fall 2019 - Summer 2020

Age	Associate		Certificate		Diploma	
Under 18	8	3%	3	4%	0	0%
18-19	68	27%	11	16%	5	10%
20-21	52	21%	16	23%	12	24%
22-24	47	19%	15	22%	6	12%
25-29	28	11%	9	13%	12	24%
30-34	14	6%	7	10%	6	12%
35-39	12	5%	1	1%	0	0%
40-49	12	5%	2	3%	8	16%
50-64	7	3%	5	7%	1	2%
65 and over	1	0%	0	0%	0	0%

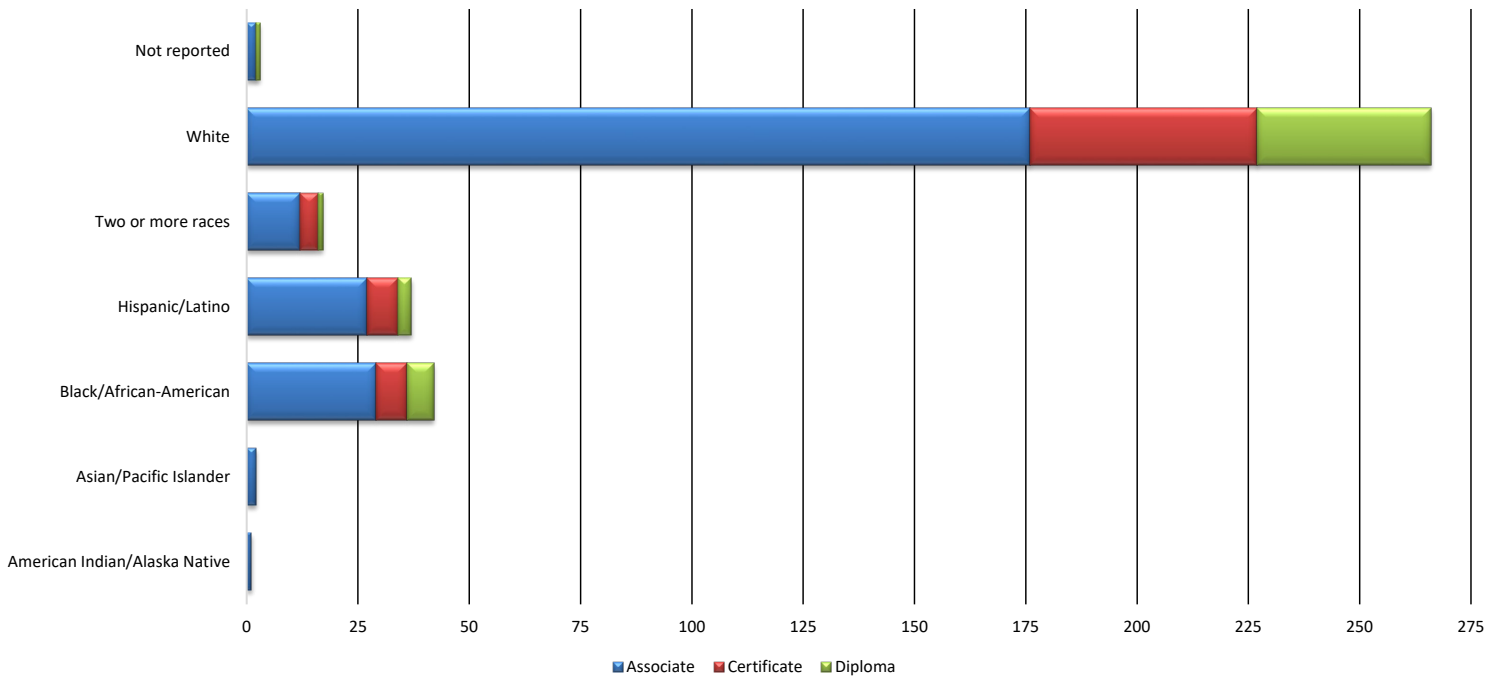
Age



### COMPLETIONS BY DEGREE Fall 2019 - Summer 2020

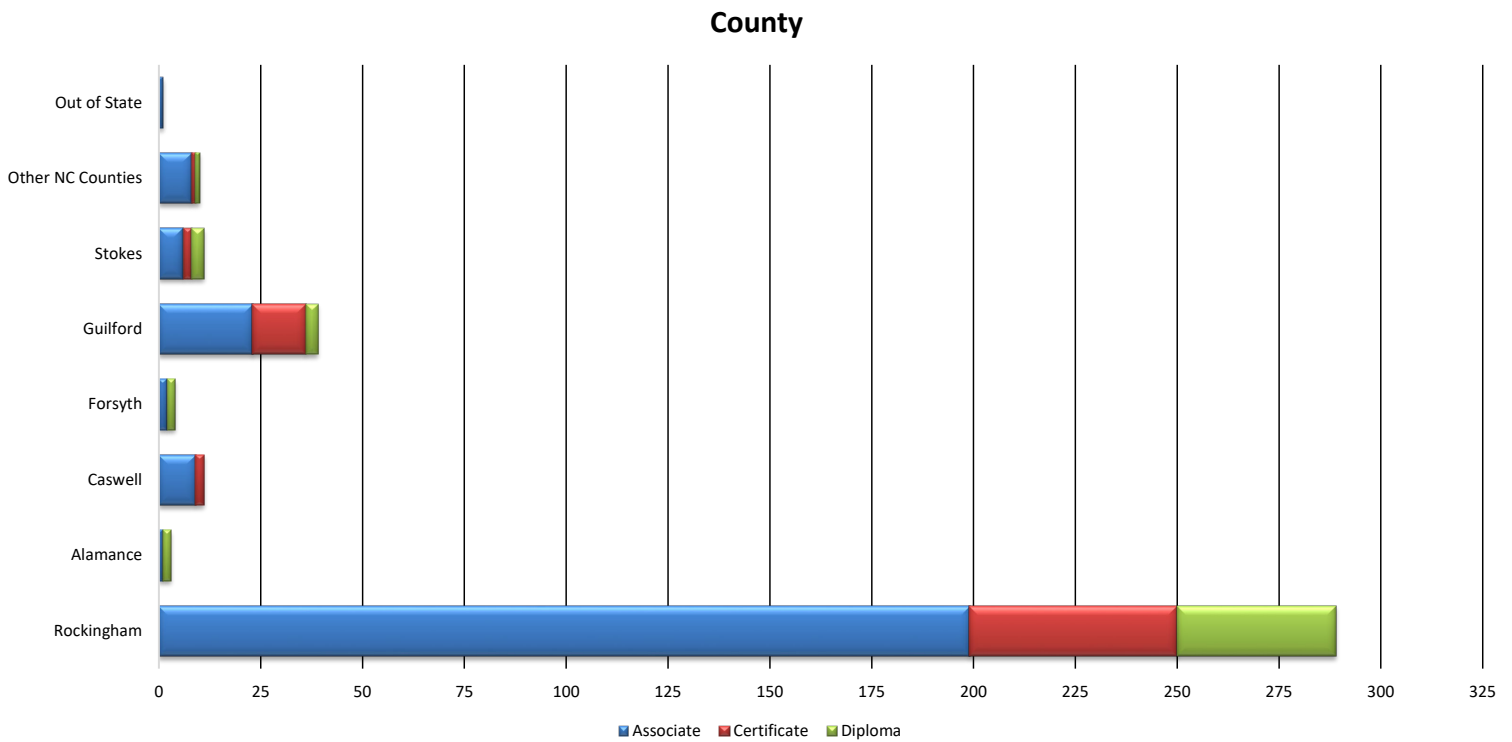
Race/Ethnicity	Associate		Certificate		Diploma	
American Indian/Alaska Native	1	0%	0	0%	0	0%
Asian/Pacific Islander	2	1%	0	0%	0	0%
Black/African-American	29	12%	7	10%	6	12%
Hispanic/Latino	27	11%	7	10%	3	6%
Two or more races	12	5%	4	6%	1	2%
White	176	71%	51	74%	39	78%
Not reported	2	1%	0	0%	1	2%

Race/Ethnicity



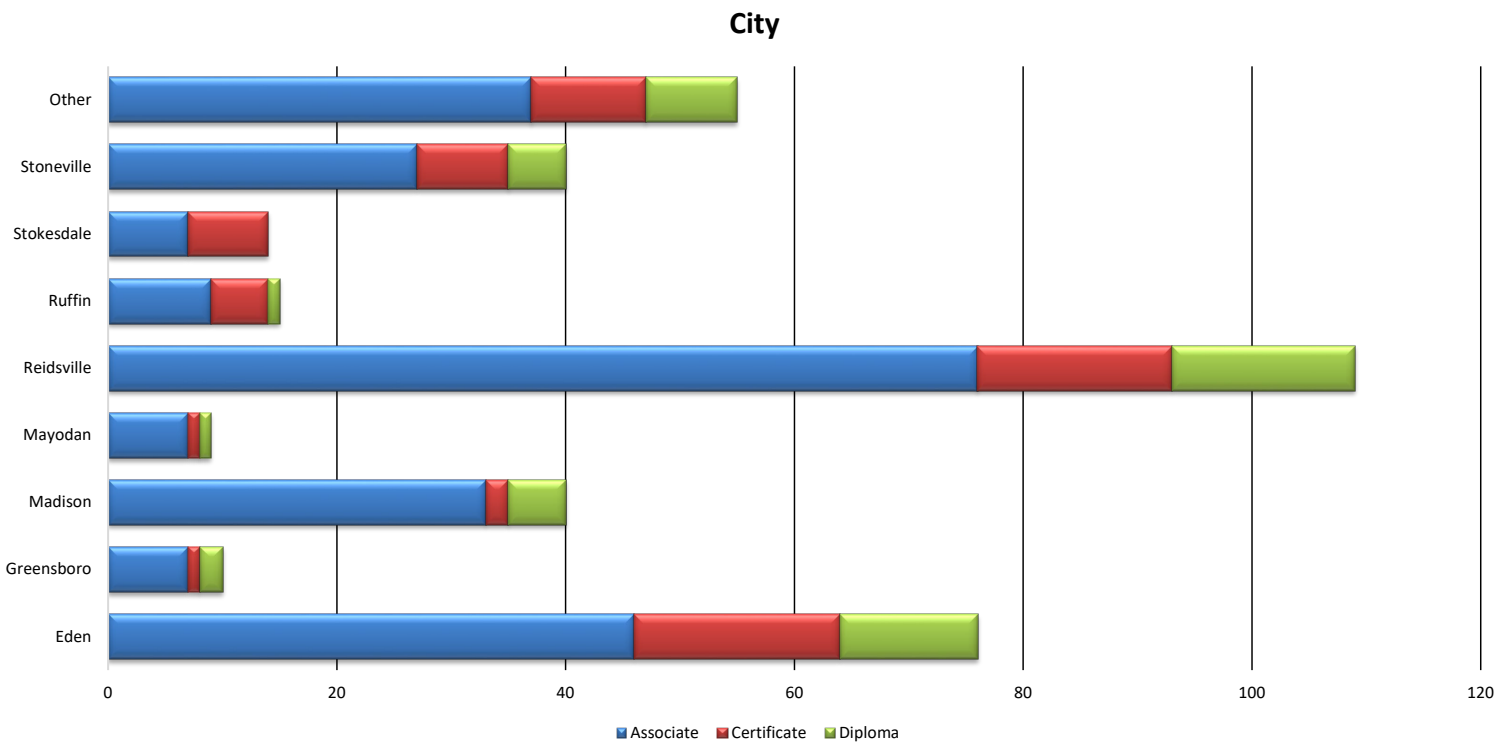
### COMPLETIONS BY DEGREE Fall 2019 - Summer 2020

County	Associate		Certificate		Diploma	
Rockingham	199	80%	51	74%	39	78%
Alamance	1	0%	0	0%	2	4%
Caswell	9	4%	2	3%	0	0%
Forsyth	2	1%	0	0%	2	4%
Guilford	23	9%	13	19%	3	6%
Stokes	6	2%	2	3%	3	6%
Other NC Counties	8	3%	1	1%	1	2%
Out of State	1	0%	0	0%	0	0%



**COMPLETIONS BY DEGREE**  
**Fall 2019 - Summer 2020**

City	Associate		Certificate		Diploma	
Eden	46	18%	18	26%	12	24%
Greensboro	7	3%	1	1%	2	4%
Madison	33	13%	2	3%	5	10%
Mayodan	7	3%	1	1%	1	2%
Reidsville	76	31%	17	25%	16	32%
Ruffin	9	4%	5	7%	1	2%
Stokesdale	7	3%	7	10%	0	0%
Stoneville	27	11%	8	12%	5	10%
Other	37	15%	10	14%	8	16%





## COMPLETIONS BY DEGREE

### ACADEMIC YEARS 2015-2016 THROUGH 2019-2020

						% Change		
		2015-16	2016-17	2017-18	2018-19	2019-20	18/19-19/20	15/16-19/20
<b>Arts and Sciences</b>		<b>172</b>	<b>176</b>	<b>184</b>	<b>147</b>	<b>155</b>	<b>5%</b>	<b>-10%</b>
<b>College Transfer</b>		<b>103</b>	<b>89</b>	<b>111</b>	<b>80</b>	<b>86</b>	<b>7.5%</b>	<b>-16.5%</b>
<b>Associate in Arts</b>		<b>74</b>	<b>64</b>	<b>69</b>	<b>51</b>	<b>62</b>	<b>21.6%</b>	<b>-16.2%</b>
Associate in Arts	A10100	74	64	69	51	62	21.6%	-16.2%
<b>Associate in Science</b>		<b>19</b>	<b>23</b>	<b>36</b>	<b>25</b>	<b>20</b>	<b>-20.0%</b>	<b>5.3%</b>
Associate in Science	A10400	19	23	36	25	20	-20.0%	5.3%
<b>Associate in Fine Arts in Visual Arts</b>		<b>10</b>	<b>2</b>	<b>6</b>	<b>4</b>	<b>4</b>	<b>0.0%</b>	<b>-60.0%</b>
Associate in Fine Arts <i>(A10200 merged into A10600 in 17-18)</i>	A10600	10	2	6	4	4	0.0%	-60.0%
<b>Humanities and Social Sciences</b>		<b>7</b>	<b>14</b>	<b>6</b>	<b>14</b>	<b>15</b>	<b>7.1%</b>	<b>114.3%</b>
<b>Early Childhood Education</b>		<b>7</b>	<b>13</b>	<b>6</b>	<b>14</b>	<b>15</b>	<b>7.1%</b>	<b>114.3%</b>
Early Childhood Education	A55220	7	13	5	10	2	-80.0%	-71.4%
Early Childhood Education	D55220	0	0	0	1	0	-100.0%	0.0%
Early Childhood Education	C55220E	0	0	1	3	3	0.0%	0.0%
Early Childhood Education - Career Track <i>(new 18-19)</i>	A55220C	--	--	--	0	3	0.0%	0.0%
Early Childhood Education - Transfer Non-Licensure Track <i>(new 18-19)</i>	A55220N	--	--	--	0	0	0.0%	0.0%
Early Childhood Education - Transfer Licensure Track <i>(new 18-19)</i>	A55220T	--	--	--	0	7	0.0%	0.0%
Early Childhood Lead Teacher/Instructor <i>(new 16-17)</i>	C255220DA	--	0	0	0	0	0.0%	0.0%
Infant/Toddler Care <i>(new 16-17)</i>	C55220IT	--	0	0	0	0	0.0%	0.0%
Early Childhood Education <i>(new 19-20)</i>	C55220EC	--	--	--	--	2	0.0%	0.0%
<b>Infant-Toddler Care</b>		<b>0</b>	<b>1</b>	<b>0</b>	<b>0</b>	<b>0</b>	<b>0.0%</b>	<b>0.0%</b>
Infant-Toddler Care	C55290	0	1	0	0	0	0.0%	0.0%

## COMPLETIONS BY DEGREE

### ACADEMIC YEARS 2015-2016 THROUGH 2019-2020

		2015-16	2016-17	2017-18	2018-19	2019-20	% Change	
							18/19-19/20	15/16-19/20
<b>Arts and Sciences (continued)</b>								
<b>Business Technologies</b>		49	59	60	50	51	2.0%	4.1%
<b>Accounting</b>		2	9	9	8	7	-12.5%	250.0%
Accounting and Finance <i>(A25100 merged into A25800 in 18-19)</i>	A25800	2	6	8	7	6	-14.3%	200.0%
Managerial/Small Business Accounting	C25100E	0	3	1	1	1	0.0%	0.0%
<b>Business Administration</b>		6	10	12	13	16	23.1%	166.7%
Business Administration	A25120	6	8	12	12	16	33.3%	166.7%
Management Applications & Principles	C25120M	0	2	0	1	0	-100.0%	0.0%
<b>Information Technology</b>		12	11	12	7	14	100.0%	16.7%
Computer Information Technology	A25260	5	11	5	0	0	0.0%	-100.0%
Small Business IT and Networking	C25260B	3	0	1	1	0	-100.0%	-100.0%
Information Technology A+ Essentials	C25590IA	--	--	--	--	3	0.0%	0.0%
Information Technology-Cybersecurity	C25590IC	--	--	--	--	2	0.0%	0.0%
Information Technology-Network and Security Essentials	C25590IN	--	--	--	--	3	0.0%	0.0%
Information Technology-IT Support Foundation	C25590IS	--	--	--	--	2	0.0%	0.0%
Information Technology-Web Technology	C25590IW	--	--	--	--	1	0.0%	0.0%
Computer Information Technology	C25260I	2	0	1	1	0	-100.0%	-100.0%
Web Development	C25260W	2	0	1	0	0	0.0%	-100.0%
Information Technology <i>(new 16-17)</i>	A25590I	--	0	4	5	3	-40.0%	0.0%
<b>Medical Office Administration</b>		16	15	20	19	11	-42.1%	-31.3%
Medical Office Administration	A25310	11	9	4	3	0	-100.0%	-100.0%
Medical Office Administration Coding	A25310X	0	1	5	6	0	-100.0%	0.0%
Medical Office Billing & Coding	C25310B	4	2	7	4	1	-75.0%	-75.0%
Medical Office Administration Coding <i>(new 15-16)</i>	C25310X	1	3	4	0	0	0.0%	-100.0%
Medical Billing and Coding <i>(new 17-18)</i>	A25310C	--	--	0	2	2	0.0%	0.0%
Patient Services Representative <i>(new 17-18)</i>	A25310P	--	--	0	1	5	400.0%	0.0%
Medical Office Patient Service Representative <i>(new 17-18)</i>	C25310A	--	--	0	2	1	-50.0%	0.0%
Medical Office Administration Diploma <i>(new 17-18)</i>	D25310A	--	--	0	1	2	100.0%	0.0%
							% Change	
<b>Arts and Sciences (terminated programs)</b>		13	14	7	3	3	0.0%	-76.9%
<b>Office Administration</b>		13	14	7	3	3	0.0%	-76.9%
Office Administration <i>(term. 19-20)</i>	A25370	2	4	2	3	2	-33.3%	0.0%
Word Processing <i>(term. 17-18)</i>	C25370	2	2	--	--	--	0.0%	0.0%
Office Administration: Administrative Asst. <i>(term. 17-18)</i>	C25370A	--	--	2	--	--	0.0%	0.0%
Business Office <i>(term. 17-18)</i>	C25370B	1	3	--	--	--	0.0%	0.0%
Office Administration: Advanced Office Software <i>(term. 17-18)</i>	C2370D	0	0	1	--	--	0.0%	0.0%
Receptionist <i>(term. 17-18)</i>	C25370R	4	3	1	--	--	0.0%	0.0%
Office Specialist <i>(term. 18-19)</i>	C25370S	4	2	0	--	--	0.0%	0.0%
Office Administration <i>(term. 18-19)</i>	D25370	--	--	1	--	1	0.0%	0.0%

## COMPLETIONS BY DEGREE ACADEMIC YEARS 2015-2016 THROUGH 2019-2020

	2015-16	2016-17	2017-18	2018-19	2019-20	% Change	
						18/19-19/20	15/16-19/20
<b>Health and Public Safety</b>	<b>106</b>	<b>113</b>	<b>126</b>	<b>113</b>	<b>102</b>	<b>-9.7%</b>	<b>-3.8%</b>
<b>Allied Health</b>	<b>38</b>	<b>41</b>	<b>41</b>	<b>29</b>	<b>26</b>	<b>-10.3%</b>	<b>-31.6%</b>
Phlebotomy	10	16	14	0	1	0.0%	-90.0%
Phlebotomy C45600	10	16	14	0	1	0.0%	-90.0%
Respiratory Therapy	17	9	11	13	12	-7.7%	-29.4%
Respiratory Therapy A45720	17	9	11	13	12	-7.7%	-29.4%
Prehealth Respiratory Therapy (new 17-18) A10300RT	--	--	0	0	0	0.0%	0.0%
Surgical Technology	11	16	16	16	13	-18.8%	18.2%
Surgical Technology (new 16-17) A45740	--	--	1	6	1	-83.3%	0.0%
Surgical Technology D45740	11	16	15	10	12	20.0%	9.1%
Prehealth Surgical Technology (new 17-18) A10300ST	--	--	0	0	0	0.0%	0.0%
<b>Nursing</b>	<b>21</b>	<b>28</b>	<b>39</b>	<b>39</b>	<b>51</b>	<b>30.8%</b>	<b>142.9%</b>
Associate Degree Nursing	10	15	20	26	29	11.5%	190.0%
Associate Degree Nursing A45110	10	15	12	16	13	-18.8%	30.0%
Associate Degree Nursing LPN to ADN (new 17-18) A45110L	--	--	8	10	14	40.0%	0.0%
Associates in General Education in Nursing (new 17-18) A1030N	--	--	0	0	2	0.0%	0.0%
Practical Nursing	11	13	19	13	22	69.2%	100.0%
Practical Nursing D45660	11	13	19	13	22	69.2%	100.0%
<b>Cosmetology</b>	<b>15</b>	<b>9</b>	<b>13</b>	<b>14</b>	<b>6</b>	<b>-57.1%</b>	<b>-60.0%</b>
Cosmetology	15	9	13	14	6	-57.1%	-60.0%
Cosmetology A55140	4	5	4	6	2	-66.7%	-50.0%
Cosmetology D55140	4	0	3	1	0	-100.0%	-100.0%
Cosmetology C55140	7	4	6	7	4	-42.9%	-42.9%
<b>Public Safety</b>	<b>32</b>	<b>35</b>	<b>33</b>	<b>31</b>	<b>19</b>	<b>-38.7%</b>	<b>-40.6%</b>
Basic Law Enforcement	20	25	26	20	13	-35.0%	-35.0%
Basic Law Enforcement C55120	20	25	26	20	13	-35.0%	-35.0%
Criminal Justice Technology	12	8	7	10	6	-40.0%	-50.0%
Criminal Justice Technology A55180	12	7	7	10	6	-40.0%	-50.0%
Criminal Justice Management (term. 19-20) C55180M	0	1	0	0	--	0.0%	0.0%
Criminal Justice Technology - Generalist C55180EC	0	0	0	0	1	0.0%	0.0%
						% Change	
	2015-16	2016-17	2017-18	2018-19	2019-20	18/19-19/20	15/16-19/20
<b>Health and Public Safety (terminated programs)</b>	<b>10</b>	<b>18</b>	<b>14</b>	<b>1</b>	<b>1</b>	<b>0.0%</b>	<b>-90.0%</b>
Phlebotomy	10	16	14	0	1	0.0%	-90.0%
Phlebotomy (term. 18-19) C45600	10	16	14	0	1	0.0%	-90.0%
Fire Protection	0	2	--	1	--	0.0%	0.0%
Fire Protection (term. 16-17) A55240	0	2	--	1	--	0.0%	0.0%

## COMPLETIONS BY DEGREE

### ACADEMIC YEARS 2015-2016 THROUGH 2019-2020

		2015-16	2016-17	2017-18	2018-19	2019-20	% Change	
							18/19-19/20	15/16-19/20
<b>Workforce Development</b>		<b>92</b>	<b>66</b>	<b>84</b>	<b>58</b>	<b>109</b>	<b>87.9%</b>	<b>18.5%</b>
<b>General Occupational Technology</b>		<b>10</b>	<b>4</b>	<b>2</b>	<b>2</b>	<b>3</b>	<b>50.0%</b>	<b>-70.0%</b>
General Occupational Technology		10	4	2	2	3	50.0%	-70.0%
General Occupational Technology	A55280	10	4	2	2	3	50.0%	-70.0%
<b>Applied Technologies</b>		<b>34</b>	<b>30</b>	<b>25</b>	<b>28</b>	<b>60</b>	<b>114.3%</b>	<b>76.5%</b>
<b>Air Conditioning, Heating &amp; Refrigeration Technology</b>		<b>9</b>	<b>8</b>	<b>8</b>	<b>7</b>	<b>15</b>	<b>114.3%</b>	<b>66.7%</b>
Air Conditioning, Heating & Refrigeration	D35100	4	5	6	6	10	66.7%	150.0%
Air conditioning, Heating & Refrigeration	C35100A	5	3	2	1	5	400.0%	0.0%
<b>Computer Integrated Machining</b>		<b>17</b>	<b>13</b>	<b>5</b>	<b>5</b>	<b>22</b>	<b>340.0%</b>	<b>29.4%</b>
Computer Integrated Machining	A50210	15	11	5	3	5	66.7%	-66.7%
Computer Integrated Machining	D50210	2	1	0	1	8	700.0%	300.0%
Computer Integrated Machining	C50210C	0	1	0	1	9	800.0%	0.0%
Computer-Integrated Machining, Manual Machining	C50210MM	--	--	--	--	10	0.0%	0.0%
<b>Welding Technology</b>		<b>8</b>	<b>9</b>	<b>12</b>	<b>16</b>	<b>23</b>	<b>43.8%</b>	<b>187.5%</b>
Welding Technology	C50420	8	9	9	14	17	21.4%	112.5%
Welding Technology (new 17-18)	D50420	--	--	3	2	6	200.0%	0.0%
<b>Industrial Technologies</b>		<b>29</b>	<b>17</b>	<b>41</b>	<b>21</b>	<b>43</b>	<b>104.8%</b>	<b>48.3%</b>
<b>Electrical Systems Technology</b>		<b>9</b>	<b>16</b>	<b>32</b>	<b>21</b>	<b>38</b>	<b>81.0%</b>	<b>322.2%</b>
Electrical/Electronics Technology (term. 12-13)	A35220	5	2	--	--	--	0.0%	0.0%
Electrical Systems Technology	A35130	2	1	6	3	7	133.3%	250.0%
Electrical/Electronics Technology	D35130	0	1	1	0	0	0.0%	0.0%
Automation Systems (term. 16-17)	C35130AS	2	2	--	--	0	0.0%	-100.0%
Electrical Systems Technology (new 16-17)	C35130M	--	--	5	5	7	40.0%	0.0%
Electrical Systems Technology	C35130MP	0	1	0	0	0	0.0%	0.0%
Electrical Sytems Tech. Programmable Logic Controllers	C35130PL	0	3	6	4	9	125.0%	0.0%
Residential, Commercial & Industrial Wiring	C35130R	0	1	2	0	0	0.0%	0.0%
Electrical Systems Technology Robotics	C35130RB	0	4	5	4	3	-25.0%	0.0%
Electrical Systems Tech. Industrial Wiring (new 16-17)	C35130W	--	--	5	4	2	-50.0%	0.0%
Electrical Systems Technology-Commercial Wiring (new 19-20)	C35130CW	--	--	--	0	5	0.0%	0.0%
Electrical Systems Technology-Indus Automation Maint. (new 19-20)	C35130IA	--	--	--	0	5	0.0%	0.0%
Trouble Shooting (new 17-18)	C50240T	--	--	0	1	0	-100.0%	0.0%
Sustainable Technologies (term. 15-16)	C35130S	0	1	2	--	0	0.0%	0.0%
<b>Industrial Systems Technology</b>		<b>20</b>	<b>1</b>	<b>9</b>	<b>0</b>	<b>5</b>	<b>0.0%</b>	<b>-75.0%</b>
Industrial Systems Technology	D50240	12	1	6	0	5	0.0%	-58.3%
Facility Maintenance	C50240A	5	0	0	0	0	0.0%	-100.0%
Industrial Maintenance	C50240B	3	0	0	0	0	0.0%	-100.0%
Industrial Systems Technology (new 16-17)	C50340T	--	0	3	0	0	0.0%	0.0%
<b>Manufacturing Technology</b>		<b>--</b>	<b>--</b>	<b>--</b>	<b>0</b>	<b>0</b>	<b>0.0%</b>	<b>0.0%</b>
Manufacturing Technology (new 18-19)	A50320	--	--	--	0	0	0.0%	0.0%
Manufacturing Technology (new 18-19)	C50320MP	--	--	--	0	0	0.0%	0.0%

**COMPLETIONS BY DEGREE**  
**ACADEMIC YEARS 2015-2016 THROUGH 2019-2020**

							% Change	
		2015-16	2016-17	2017-18	2018-19	2019-20	18/19-19/20	15/16-19/20
<b>Workforce Development (terminated programs)</b>		<b>19</b>	<b>15</b>	<b>16</b>	<b>7</b>	<b>3</b>	<b>-57.1%</b>	<b>-84.2%</b>
<b>Electronics Engineering Technology</b>		<b>14</b>	<b>5</b>	<b>11</b>	<b>2</b>	<b>0</b>	<b>-100.0%</b>	<b>-100.0%</b>
Electronics Engineering Technology (term 19-20)	A40200	12	4	4	2	--	0.0%	0.0%
Electronics Engineering Technology (term 18-19)	D40200	0	0	1	--	--	0.0%	0.0%
Basic Electronics (term 18-19)	C40200	1	0	2	--	--	0.0%	0.0%
Electronics Engineering Technology Fundamentals (term 18-19)	C40200EP	0	1	2	--	--	0.0%	0.0%
Industrial Electronics (term 18-19)	C40200I	1	0	2	--	--	0.0%	0.0%
<b>Brewing, Distillation, and Fermentation</b>		<b>2</b>	<b>8</b>	<b>5</b>	<b>5</b>	<b>3</b>	<b>-40.0%</b>	<b>50.0%</b>
BDF: Equipment, Packaging and Maintenance (term 17-18)	A15250EP	0	4	1	--	--	0.0%	0.0%
BDF: Specialty Agriculture for Fermentation (term 17-18)	A15250SA	0	2	1	1	--	0.0%	0.0%
Craft Brewing (term 17-18)	C15250	1	1	3	3	3	0.0%	200.0%
BDF: Brewing Specialty Agriculture (term 17-18)	C15250SA	1	1	0	1	--	0.0%	0.0%
<b>Horticulture Technology</b>		<b>3</b>	<b>2</b>	<b>0</b>	<b>--</b>	<b>--</b>	<b>0.0%</b>	<b>0.0%</b>
Horticulture Technology (term 18-19)	A15240	2	2	0	--	--	0.0%	0.0%
Sustainable Horticulture Production (term 17-18)	C15240S	1	0	--	--	--	0.0%	0.0%

**COMPLETIONS BY DEGREE  
 ACADEMIC YEARS 2015-2016 THROUGH 2019-2020**

		2015-16	2016-17	2017-18	2018-19	2019-20	% Change	
							18/19-19/20	15/16-19/20
<b>High School Programs</b>		<b>59</b>	<b>80</b>	<b>78</b>	<b>35</b>	<b>73</b>	<b>108.6%</b>	<b>23.7%</b>
Early College High School	A10100EC	31	41	42	14	32	128.6%	3.2%
Early College High School	A10400EC	10	22	30	14	35	150.0%	250.0%
Pathway: Automation System	C35130AP	3	0	0	0	0	0.0%	-100.0%
Pathway: Electrical Technology <i>(new 15-16)</i>	C35130EC	1	0	0	0	0	0.0%	-100.0%
Pathway: Computer Integrated Machining <i>(new 15-16)</i>	C50210MP	3	2	1	0	0	0.0%	-100.0%
Pathway: Welding Technology	C50420WP	11	15	5	6	3	-50.0%	-72.7%
Pathway: Cosmetology <i>(new 15-16)</i>	C55140EC	0	0	0	0	0	0.0%	0.0%
Pathway: Criminal Justice	C55180CJP1	0	0	0	0	0	0.0%	0.0%
Pathway: CJ Technology Generalist PA	C55180GP	0	0	0	1	1	0.0%	0.0%
Pathway: Early Childhood Education	C55220EP	0	0	0	0	0	0.0%	0.0%
Pathway: Mobile App Developer <i>(new 16-17)</i>	C25590MP	--	0	0	0	0	0.0%	0.0%
Pathway: Mechatronics <i>(new 16-17)</i>	C35130MP	--	0	0	0	0	0.0%	0.0%
Pathway: Information Technology	C25590IP	--	--	--	--	1	0.0%	0.0%
Pathway: Electrical Systems Technology-Industrial Automation/Maint.	C35130IP	--	--	--	--	1	0.0%	0.0%
Pathway: Engineering Technology Fundamentals <i>(new 16-17)</i>	C40200EP	--	0	0	0	0	0.0%	0.0%
Pathway: Web Technologies <i>(new 19-20)</i>	C25590IP	--	--	--	--	0	0.0%	0.0%
Pathway: Business Administration <i>(new 19-20)</i>	C25120BP	--	--	--	--	0	0.0%	0.0%
Pathway: Air Conditioning and Refrigeration Basics <i>(new 18-19)</i>	C35100HP	--	--	--	--	0	0.0%	0.0%
Pathway: Electrical Systems Technology <i>(new 19-20)</i>	C50210RP	--	--	--	--	0	0.0%	0.0%
Pathway: Comp-Int Machining, Manual Machining <i>(new 19-20)</i>	C35130IP	--	--	--	--	0	0.0%	0.0%
Pathway: Manufacturing Technology Certificate <i>(new 19-20)</i>	C50320MP	--	--	--	--	0	0.0%	0.0%
Pathway: Cosmetology <i>(new 15-16)</i>	C55140CP	0	0	0	0	0	0.0%	0.0%