





QUICK FACTS 2022

MISSION STATEMENT: The Mission of Rockingham Community College is to enhance individual and community success by fostering life-long learning and economic development through high-quality, accessible education and innovative partnerships


Programs of Study

- 9 College Transfer Programs
 - 21 Associate in Applied Science Degrees
 - 7 Diploma Programs
 - 24 Certificate Programs
- 

2022 Fall Enrollment

- 338 Arts and Sciences
 - 359 Health and Public Services
 - 332 Workforce Development
 - 669 High School Programs
 - 28 Special Credit
 - 273 First-Time Freshmen
- 

Top Four Programs based on Student Enrollment

- 263 Early College High School
 - 162 Associate in Arts
 - 138 Associate in General Education Nursing
 - 113 Associate in Science
- 



Race and Ethnicity

- 0.3% American Indian/Alaska Native
 - 0.8% Asian
 - 15.3% Black/African American
 - 9.2% Hispanic/Latino
 - 5.9% Two or more races
 - 64.2% White
 - 4.3% Not Reported
- 

Age Distribution

- 37.4% Under 18
- 21.8% 18-19
- 11.8% 20-21
- 7.1% 22-24
- 6.0% 25-29
- 9.0% 30-39
- 4.9% 40-49
- 2.1% 50+



Average Age 21.90

PHYSICAL RESOURCES: The Rockingham Community College (RCC) campus located in Wentworth, NC, owns and operates approximately 233,851 assignable square feet of space in 20 buildings occupying about one-third of the college's 266 acres of property owned. The buildings contain a total of 64 classrooms and 45 labs. In addition to educational facilities, RCC benefits from athletic facilities and areas for expansion with natural wooded areas, ponds, and streams.



QUICK FACTS 2022

Board of Trustees

- R. Scott Barham
(Chair)
- E. Nelson Cole
- Myla H. Barnhardt
- Hal R. Griffin
- Michael W. Wilson
- Elizabeth H. Maddrey
- Randy Judkins
(Vice Chair)
- Elaine V. McCollum
- James C. Burnette
- Thomas R. Schoolfield
- Charles K. Rakestraw
- C. Grayson Whitt



2021-22 Graduates

- 104 Associate of Applied Sciences
- 86 Associate of Arts
- 91 Certificate
- 36 Associate of Science
- 37 Diploma
- 3 Associate of Fine Arts in Visual Arts



Annual FTE

- 1650 Total FTE
- 1641 Total Budgeted FTE
- 1305 Curriculum
- 285 Con-Ed (OE)
- 51 Career and College Readiness
- 9 Non-Budget FTE



Revenue

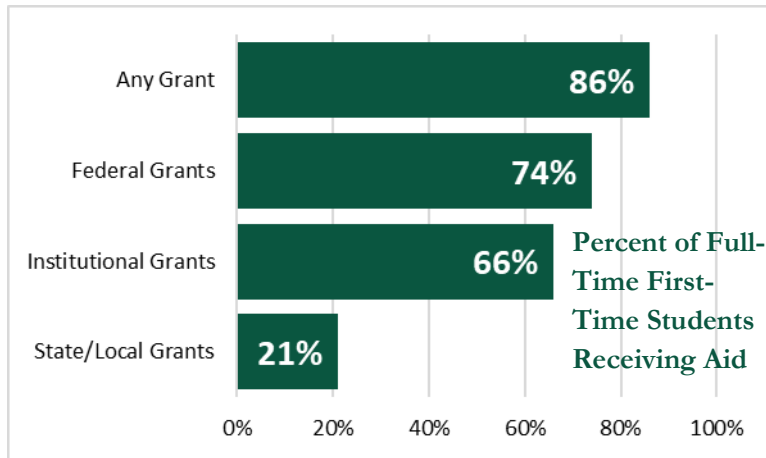
- \$14,386,983 Tuition, Fees, and State Appropriations
- \$ 4,847,072 County Appropriations
- \$ 2,395,321 Federal Contracts and Grants
- \$ 1,999,956 Gifts, Contracts & Grants
- \$ 320,769 Sales and Service
- \$ 3,641,070 Federal Aid - Covid 19
- \$ 65,021 Other Revenue



Average Amount and Type of Aid

- \$6,627 Any Grants or Scholarships*
- \$6,818 Federal Grants
- \$1,648 State/Local Scholarship/Grants
- \$454 Institutional Grants or Scholarships

*Any grant aid above includes grant or scholarship aid awarded from the federal government, state/local government, or the institution.



RCC is accredited by the Southern Association of Colleges and Schools Commission on Colleges (SACSCOC).

The SACSCOC Board of Trustees reaffirmed RCC's accreditation in June 2014.



The College's specialized program accreditations are listed below:

- The Basic Law Enforcement Training Program is approved by the North Carolina Criminal Justice Education and Training Standards Commission
- The Cosmetology Program is approved by the North Carolina State Board of Cosmetic Arts
- The nursing programs are accredited by the North Carolina Board of Nursing.
- The Respiratory Therapy program is accredited by the Commission on Accreditation for Respiratory Care (CoARC).
- The Surgical Technology program is accredited by the Commission on Accreditation of Allied Health Programs (CAAHEP).
- The Emergency Medical Services Program is approved by the North Carolina Division of Health Service Regulation, Office of Emergency Medical Services